




Stitchers Quilt Guild Newsletter

A HARDIN COUNTY COOPERATIVE EXTENSION HOMEMAKER CLUB

FEBRUARY 2009



NEXT MEETING

**Wednesday,
Feb 25th, 2009**

6:30 to 9:00 p.m.
Hardin County Extension
Office — Auditorium

STITCHERS QUILT GUILD OFFICERS

Brenda Edwards, President
270-312-8205
whitenight-edwards@usa.net

Margot Van Legen, 1st V.P.
270-763-1701
hmvanlengen@aol.com

Kathy Conway, 2nd V.P.
270-351-2407
vckc@insightbb.com

Frances Heinen, Secretary
270-737-0392
fheinen@comcast.net

Susan Byers, Treasurer
270-765-6467
susanbyers@windstream.net

Kelly Pruitt, Newsletter
270-737-9019
kelly.pruitt@us.army.mil

Historian, Kathy Mitchell
Publicity, Vacant
Kathy Conway,
Parliamentarian

President's Letter

Guess I won't bother you with complaints about how cold it's been in Tampa this year and how the pool hasn't opened up even once while I've been here! I sincerely hope everyone has their power back on - can't get a lot of quilting done without electricity. (Although, I suppose you could hand quilt by candlelight; if anyone actually did that, please let me know so I'll know who to be afraid of!)

The rule about cancellations at the Extension Office is worth repeating (and probably overdue) for the benefit of our new members. If the office is closed for weather or mechanical problems or closes early for either of these reasons, all functions scheduled in the building are cancelled.

I've been to several quilt shows around Florida and am bringing back quite a bit of information (and pictures) showing how other guilds present their shows. See information about our quilt show planning elsewhere in this newsletter.

Since the January meeting was cancelled, we'll have several make-up activities at our February meeting; for example, the row-by-row quilts will be revealed. Hope to see you there. Bring a quilt and bring a friend.

Brenda

Quilt Show:

We will be starting our annual quilt show planning process very soon. Some of the preliminary steps have already been taken, e.g., date selected, facility reserved, event posted on quilt show web sites, etc., and there has been some discussion about the Opportunity Quilt. Thinking back to the past four or five shows, I recall seeing many of the same people involved in the planning process. These are all very capable people, and I'm sure many of them will have a seat at the table this time around, too, but we believe that to grow and improve we need to entertain new ideas and this involves new people. If you can spare about two hours a month for a brief progress-report type meeting and a few hours between now and the show to work on some part of the show planning, on your own time, we need you. While we'll encourage you to do your own thing, every committee member always has the support of current and past members. Please consider this favorably and join us at our first planning session.

"Quilting is happiness,
lack of it is sadness."
Author Unknown

2009 Mystery Quilt

Cut and label as follows:

Fabric:	Strips	Cut	Subcut	Label
Focus (3 1/4Yds)	9	9" x 42"		U/V
	10	2 1/4" x 42"		Binding
Background (5 yds)	10	2 1/2" x 42"	155 - 2 1/2" squares	A
	13	2" x 42"		K
	8	3 1/2" x 42"		for template L
	3	3 1/4" x 42"	31 - 3 1/4" squares	D
	3	6 1/2" x 42"	62 - 6 1/2" x 2"	E
	3	9 1/2" x 42"	62 - 9 1/2" x 2"	F
	15	2" x 42"		N/O/S/T
Contrast 1 (1 1/4 yds)	3	3 1/4" x 42"	31 - 3 1/4" squares	B
	4	2" x 42"		H
	8	2 1/2" x 42"		Q/R
Contrast 2 (1 yd)	13	2" x 42"		J
Contrast 3 (1 1/2 yds)	4	2" x 42"		I
	11	3 1/2" x 42"	124 - 3 1/2" squares	G
Contrast 4 (1 1/2 yds)	6	3 1/4" x 42"	62 - 3 1/4" squares	C
	8	3 1/2" x 42"		for template M
	1	2" x 42"	8 - 2" squares	P

Sewing Instructions - Part I

- Step 1. Draw a diagonal line from corner to corner on the wrong side of each C square (62).
- Step 2. Place a C square right sides together with a B(31) square; stitch 1/4" on each side of the drawn line.
- Step 3. Cut apart on the drawn line: open and press seam toward C. Repeat to make 62 B-C units.
- Step 4. Repeat Steps 2 and 3 with C and D (31) squares, completing 62 C-D units.
- Step 5. Draw a diagonal line across the seam on the wrong side of all the B-C units.
- Step 6. Place a marked B-C unit right sides together with a C-D unit, nesting the seams. Stitch 1/4" on each side of the marked line. (Hint: Check your first unit before continuing. When opened you should see an hourglass formed by the C fabric.)
- Step 7. Cut apart on the drawn line; open and press seam to one side. Repeat to make 124 B-C-D hourglass units.

FEATURED STITCHER—FEBRUARY

SAREPTA PHILLIPPI

Seven years ago I retired from my public job to begin my next life and first love – quilting. I had always promised myself that after raising 4 children and a husband, I was going to do nothing but quilt. Now I am fulfilling that dream. My mother taught me basic quilting skills as a child, but I only used them for necessities. By the time I entered high school I was making all my own clothes.

I made my first quilt when my first child was due – 46 years ago. I really didn't make many quilts when my children were small and have only gotten back into it in the last 10-12 years. During the 90's my goal was to make 1 quilt a year. Now I'm making at least 20-25 large quilts as well as numerous wallhangings and throws. I'm lucky that my husband understands and is the chief cook and housekeeper leaving me lots of free time to pursue my passion. I have always worked hard as well as fast and have applied those skills to teaching myself accurate points, seams, etc. as well as speed hand quilting.

Five years ago we moved to Grayson Co. and 2 years later I met several women who also have the same love of quilting as I do. The first few times I went to Sew Much More several women were always there. One woman who is legally blind was quilting with a minocular device at her eye, and had her work within an inch or 2 of her eyes. I did not realize she wore this to see at all and just remember thinking "these people are really serious about the quality of their work!" I vowed never to let her see my work. After learning of her disability I now admire her for her persistence and ability.

I have to thank Dixie Franklin for letting me work with her daily at her quilt shop in Clarkson. Now I can fondle and caress all the colorful fabrics I want and play with the latest patterns and equipment until my heart is content. Because of her confidence in me I have challenged myself to make several quilts that I would never have attempted otherwise. Now I plan to keep on learning and quilting until my fingers are so arthritic that I can no longer hold a needle.

Featured Stitcher for March is Cathryn Rauch



REFRESHMENT LIST

Please bring cups, plates & napkins for the drinks/snacks you're providing. These are not supplied by the Extension Office. If you can't attend the meeting that you've signed up for, please find a substitute.

FEBRUARY

Marilyn Smith, Susan Byers
Debbie McQueary, Sharon Whitfield

MARCH

Kelly Pruitt, Dixie Franklin
Anne Aubrey, Sarepta Phillippi
Kristen Otte

Meeting Projects & Upcoming Activities

FEBRUARY Meeting

- ♥ "Quilts with Words"
- ♥ "Oh My Stars" revealed
- ♥ "Oh My Stars" Viewers Choice
- ♥ Row Robins Revealed

MARCH Meeting

- ♥ "BIG" Flowers
- ♥ Spring Quilts
- ♥ Auction

Mark Your Calendars for These Upcoming Activities!

- ♥ **One Block Wonder Workshop**
Feb 20, 21 and 22
- ♥ **UFO Day—March 14th**
Soup Lunch
- ♥ **Quilter's Day Out - 21 Mar.**
Mystery Road Trip



HAPPY BIRTHDAY

& Many More Quilts To Go!

We would like to wish a Happy Birthday to:

Mary Lois Hill – Feb 5th
Brenda Arnett – Feb 17th
Janice Conder – Feb 17th
Linda Griffiths – Feb 18th
Virginia Coomes – Feb 20th
Fran Hodges – Feb 24th
Kathy Goodman – Mar 3rd
Jonagwen Dew – Mar 7th
Marilyn Smith – Mar 27th

Volunteers Needed:

Help support your guild. by volunteering for one of the following:

Publicity—We need someone that can send write-ups with pictures to the newspaper each month or several times a month. Its an easy job and Kelly Pruitt is more than willing to provide pictures to your email address to use. Everything can be submitted to the paper by email.

AOS Book Orders—This job requires a membership with the American Quilters Society. Twice a year you will provide info from AOS on books and take orders from members, place the orders and deliver the orders. All books will be prepaid by members prior to ordering by you will be required to use your own checking account or credit card.

We have lots of people that volunteer over and over again. Lets get some new volunteers this year. See Margot at the Feb. meeting if you are interested and would like to help support your guild.

2009 FEATURED STITCHERS

Jan—Cammie Brown	Jul—Sharon Whitfield
Feb—Sarepta Phillippi	Aug—Brenda Edwards
Mar—Cathryn Rauch	Sep—Maxine Warnshuis
Apr—Marleny Duque	Oct—Debbie McQueary
May—Kristen Otte	Nov—Suzanne Shircliff
Jun—Frances Heinen	Dec—Kathy Goodman



HEARTLAND QUILTERS

The Heartland Quilters is open to anyone that just wants to get together and quilt, sew, pin/thread baste, share, etc once a month. There is no fee to join, there is no membership roster and best of all no business meeting. This group of women meet at Nolin RECC the second Thursday of every month except July and Dec. at 6pm. Join the fun.

2008 Row Round Robin


“Earth Friendly” was the theme for the Row by Row Quilt Exchange done in 2008. Everyone participating should have their rows ready for the great reveal during the February meeting.

ROWS WILL BE DISPLAYED THIS MONTH

 2008 Stitcher's Challenge Quilt—\$20.00 Viewers Choice 

Due: February 2009 - (This is a guild only challenge not to be confused with the Heart of Kentucky Quilt Show Challenge which is open to everyone)

- ★ Theme: “Oh, My Stars” (Interpret the theme as you wish)
- ★ Size: There are no size requirements
- ★ Fabric: No required fabric that you must use.
- ★ Technique: Any technique you desire

MUST BE FINISHED AND QUILTED IN SOME MANNER* 

RECIPE OF THE MONTH
from
STITCHERS STASH OF RECIPES COOKBOOK

Cherry Angel Torte (Anne Aubrey, pg 86)

8 oz pkg cream cheese, softened 1 angel food cake
1 can Eagle Brand Milk 1 can cherry pie filling
16 oz container Cool Whip

Tear angel food cake in pieces and put on bottom of a pretty bowl. In another bowl mix softened cream cheese, Cool Whip and Eagle Brand Milk until smooth. Pour half over cake pieces. Put half of the cherry pie filling on top. Pour the other half of the milk mixture on top of the cherry pie filling and then put the remaining cherry pie filling on top. Chill for 1 to 2 hours.

WEBSITES WORTH CHECKING OUT

<http://www.quiltersofsc.org/artfullbras/artfullbras.htm>
Quilted bras—creative and hilarious

<http://www.youtube.com/user/NinePatchMedia>
Quilting videos for free

NEW/CHANGED EMAIL ADDRESSES

Brenda Arnett – ocquilts@comcast.net
Susan Byers – susanbyers@windstream.net
Fran Hodges – hodgesdavid@windstream.net
Kristen Otte – aotte1@windstream.net
Vicki Loyall – vickix@windstream.net
Patty Pruitt – gypsyquilter7@yahoo.com
Jessica Robbins – wildtigress03@yahoo.com
Maxine Warnshuis – warnshuismr@windstream.net
Pat McMillian – gpgrammie@aol.com
Kathy Cravens – kcravens@kvnet.org
Linda Pearman – linda_pearman@hotmail.com
Look for an updated membership roster in the March newsletter.

"Q'd rather be stitchin' than in the kitchen!"

Author Unknown

WE WANT YOUR IDEAS!

Do you have a challenge quilt idea? We would like to hear them. Submit your ideas to Brenda Edwards at the Feb. meeting for the 2009 Heart of Kentucky Quilt Show Challenge.

NAME TAGS

Remember to wear those quilted name tags to not only help new members and old remember your name but for a chance to win a FQ. There is also a 25 cent fine for not wearing them.

Treasurer's Report

February 2009

Balance Brought Forward.....\$6735.65

INCOME

Nothing 00.00

Total Income.....\$00.00

EXPENSES

Fall Retreat Deposit..... 719.25

Total Expenditures.....\$719.25

Ending Balance.....\$6016.40

Submitted by: Susan Byers
Treasurer

Quilt Restoration

The Extension Office has had inquiries if there is anyone in the area that does quilt restoration. If this is your specialty or you know of anyone that does this, please contact Fran at the Extension Office.

"STITCHERS CLASSIFIED SECTION"

Coming next month will be a section in the newsletter to promote your quilting services, list quilting items for sale, request a pattern or item you are looking for, etc. You can list anything that is quilt related free of charge. Send your input to Kelly

Hardin County Extension Office
201 Peterson Drive
Elizabethtown, KY 42701



Stitchers Quilt Guild



FEB. HIGHLIGHTS

Row Round Robin Displayed

Quilts with Words

“Oh My Stars” Revealed

**One-Block Wonder
Workshop**

MARCH HIGHLIGHTS

“Big” Flowers

Spring Quilts

U F O Day—1 4 t h

Quilter’s Day Out

