




Stitchers Quilt Guild Newsletter



STITCHERS QUILT GUILD

September 2007

A HARDIN COUNTY COOPERATIVE EXTENSION HOMEMAKER CLUB

September 26, 2007

6:30 to 9:00 p.m.

Hardin County Extension
Office — Auditorium

STITCHERS QUILT
GUILD OFFICERS

Brenda Edwards, President
270-312-8206
whitenight-edwards@usa.net

Cindy Garrison, 1st V.P.
270 737-9222
twoteachers@bbtel.com

Kristen Otte, 2nd V.P.
270-763-9225
aotte1@alltel.net

Marilyn Smith, Secretary
270 769-5779
needle45@bbtel.com

Susan Byers, Treasurer
270-765-6467
susanbyers@alltel.net

Standing Committees

Eleanor Savko, Newsletter
270 769-9649
esavko@kvnet.org

Brenda Campbell, Greeter
Fran Hodges, Historian
Ann Davis, Publicity
Marilyn Smith,
Parliamentarian

Teachable Moment: Removing pencil marks

If all the pencil marks don't "quilt away" during the quilting process, I use three ounces of rubbing alcohol mixed with one ounce (two tablespoons) of water, and two to three drops of dishwashing liquid soap. (Be sure to test a small area for colorfastness.) I hold an absorbent paper towel underneath the quilt, then gently brush the pencil lines with a very soft toothbrush and this mixture. This recipe was shared with me by a group of fellow certified judges while attending a national quilt show many years ago.

—Ann Reimer, *Beatrice*, NE taken from "Tips for Quilters" by Rachel T. Pellman


From the pen of our President:

If you missed our August meeting, you missed a treat. We had a great time, good food and lots to see. The show and tell, as usual, produced stunning examples of our members work. And, we learned so much about Ilse Comenzind, our featured stitcher – for example, who knew that there was a time in her life when she was boring? Keep up the good work, Ilse.

During August, I went to the Homemakers president's training and learned a lot about the organization and the many opportunities our relationship with them provides. Among other things, we got an update on the backpack program.



Stitchers' Bulletin Board cont'd



Many of us have participated by bringing in supplies and helping to pack, either through other clubs or our churches. I'm acquainted with some kids who get these backpacks and know how important it is to their families overall. I hope we can get back into the program in some way. It'll be on our agenda soon.

It's funny what you learn when you read (and all the teachers said "Amen"). During a discussion about membership requirements for the retreat (i.e. the fact/assumption that you must be a member at signup which is in our 2006-07 operational year and again during the retreat which is in our 2007-08 operational year essentially requires membership in two years in order to be eligible for the retreat) we concluded that we should read the by-laws. Turns out the guild by-laws do not specify when our operational year begins and ends, only when dues are collected. That being the case, our operational year would be the same as the Homemakers Association which is January thru December. Homemaker dues are pro-rated from July through December to one-half. All of this clarification before I remind you that dues will be collected during October for 2008. They are again \$20. Eight dollars goes to the Homemakers Association and twelve into our program fund. The reason they are collected this early is because our local Homemakers Association is part of the state association to which they contribute part of the dues. The paperwork and money transfer has to be completed before the first of the year.

Whew! I'm putting my calculator and calendar away now!

Have I mentioned lately what a talented bunch we are? Probably, but it's always worth repeating.

In support of my firm belief that we are matchless, we were informed that our guild represented itself quite well at the State Fair, receiving two of the five top prizes in quilting. Congratulations to Mary Lois Hill and Linda Griffith.

One last thing, let me know if you would be interested in contributing a quilt for a year to a traveling show that will tour the Lincoln Trail Area making stops, upon request, to boards, clubs, schools and meetings of various kinds. We'll need a few presenters as well. The collection should contain a variety of styles and techniques. We'll also show a collection of old and new quilting tools. I hope to get this offering to the community in place by the first of the year.

Oops, there's one more thing: bylaws comment period is through the end of September. See you at the quilt show!

Brenda

The Stitchers' Cookbook: Menu recommendation – submitted by Kelly Pruitt

Savory Pork Chops, pg 70
Tomato-Green Bean Casserole for a side, pg 47
Lime Jello Mold for a salad, pg 29
Oatmeal Pie for dessert, pg 101



Welcome New Members or Welcome Back!


Tracy Bush
Kathleen Cabezas
Debbie Crafton
Alice Funk.

We're so happy to have you join our Guild!





Stitchers' Bulletin Board cont'd



Block of the Month Christmas Sampler

We will meet again **October 20th** from **9:00-5:00** to piece "filler" blocks, borders, and layout our sampler quilt tops. You will need to bring your pre-sewn blocks:

- one 12 1/2" block
- two 9 1/2" blocks
- four 6 1/2" blocks
- filler blocks
- choice of border

**finished size approximately
32" x 38"**



UFO Night

Our **UFO** scheduled for November 10th has been **RESCHEDULED** for **November 17th**
10:00-5:00.

Demo and Discussion Sandwiching techniques

Martie Rose will be enlightening us on different techniques. If you have discovered something new or simply a different way of doing it, please join in on the discussion. Don't feel everyone knows how to do it your way.

AQS Book Orders

Eileen Heinen will be distributing book order forms. Now is the time to order your new books with a considerable discount. Orders will be collected at our October meeting.

SAVE SAVE SAVE

New Email Address

Linton, Lorraine: WLinton514@comcast.net

Quilt Retreat – Our annual Quilt Retreat is scheduled for November 1st-4th at The Catherine Spalding Center in Nazareth, KY - the retreat center will close following our retreat. Plan to get away from it all for a weekend of quilting, relaxing, and socializing with your quilting friends!

Total costs (food & lodging):

- Shared room arriving Thursday - leaving Sunday \$145.00
- Shared room arriving Friday - leaving Sunday \$105.00
- Single room arriving Thursday - leaving Sunday \$175.00
- Single room arriving Friday - leaving Sunday \$125.00

A deposit of \$50.00 or more is due by our August 29th meeting, and the balance is due by September 26th.

A packing list and schedule for arrivals and departures will be available later.



Happy Happy Birthday

October

- Judy Applegate 18
- Sharon Biggs 28
- Susan Byers 1
- Joleen Filler 13
- Lahoma Gray 20
- Kristen Otte 19



Refreshments

Sept.

- Kathy Mitchell
- Kathy Conway
- Maxine Warnshuis
- Margot Van Lengen



October

- Cammie Brown
- Frances Heinen
- Brenda Campbell



Stitchers' Bulletin Board cont'd



Featured Stitcher: Joleen Filler

Hi, I have been in crafts for years, taught in Hawaii as head of the ceramic section, Schofield Barracks. That was for eleven years there.

I have done oil painting and water-colors too. I have also knitted and crocheted with friends for a get together.

My grandmother did the hand quilting, crocheting and knitting with my mother also. But never really got into quilting till I moved back to Kentucky and was introduced to quilting. I moved around with my husband who was in the army and never quite got the supplies that were needed.

I've traveled a lot outside the U.S. and was in China for two years. So I have some items that are interesting I will bring them to look at.

Joleen

Featured Stitcher for October: Brenda Dennis

We need a Featured Stitches for November. If you'd like to volunteer, please email Eleanor or talk with her at the meeting. Thanks!!!!

Looking Ahead . . . October

- ◆ Collect AQS Book Orders
- ◆ Fat Quarter Exchange—Winter
- ◆ Holiday Showcase
- ◆ Fundraiser Raffle
- ◆ Oct. 13th Diamond in the Rough Class

Monthly Financial Report

Club Stitchers' Quilt Guild Month August 2007

Treasurer's Report

Balance Brought Forward \$ 2004.84

Income for this month:

Description	Amount
1. <u>Hall Retreat</u>	\$ <u>870.00</u>
2. <u>Cook Book</u>	\$ <u>6.00</u>
3. <u>Name Tag Firms</u>	\$ <u>2.25</u>
4. <u>Raffle Tickets</u>	\$ <u>355.00</u>
<u> Dues</u>	<u>60.00</u>
Total Income	\$ <u>1293.25</u>

Total of Balance Brought Forward & Income..... \$ 3298.09

Description	Amount
1. <u>to Herd Co. Homemakers for Clothesline of Quilts Project</u>	\$ <u>200.00</u>
2. <u>Gifts for outgoing President & Treasurer</u>	\$ <u>84.48</u>
3. <u>I. Kelly Pruitt - Instructor for "Capote in the Corner" Class</u>	\$ <u>50.00</u>
4. <u>Survey Drawing Wines - Frances Weisen</u>	\$ <u>10.00</u>
5. <u>Secretary Expenses to Marilyn Smith</u>	\$ <u>38.71</u>
Total Expenditures	\$ <u>383.19</u>


Balance at End of Month..... \$ 294.90

Signed Liz Kingsland
Treasurer

Appendix 70
January 2002

Sincerely,

Liz Kingsland
County Extension Agent for
Family & Consumer Sciences
Liz.Kingsland@uky.edu



Stitchers' Bulletin Board cont'd



Diamond in the Rough Class

Taught by Kathy Conway will be on October 13th. See below for needed supplies. Thanks, Kathy for sharing your expertise with us. If you have something you'd like to teach, we are always looking for teachers with new ideas to share!



New Roster— A new roster will be coming out soon, so please have all necessary corrections to Marilyn Smith, our secretary, or to Eleanor as soon as possible.

The present roster will be on the table in the back at our meeting. You can make changing there as well.

Diamond in the Rough Quilt Class

Presented by: Kathy Conway

Saturday, Oct. 13th, 2007

As the pattern reads: 70" x 85" finished quilt.

2 yds background,
2 yards focus fabric,
1 yd sashing,
2 1/4 yd boarder;

18 different fabrics, [note one fabric for one block ie.; 18 blocks 18 different fabrics; therefore, if you want to expand this quilt to a queen you will need 7 more blocks, hence, 7 more fabrics or 25 fabrics pulled from your focus fabric.]

Upgrade the amount of your backing and focus fabric accordingly. You will need fat quarters or a regular quarter of a yard for the 18 fabrics.

Pre cutting:

Background: 6 strips 3 1/2" wide cut into 72 3 1/2" squares.
16 strips 2 1/2" wide, cut 5 into 2 1/2" squares reserve the rest.

Contrasting fabric [18 or 25 which ever you decide]

one 5 1/4" sq;
two 4 7/8" sq;
one 3 1/4" sq;
two 2 7/8" sq
one 2 1/2" sq.

Press and stack fat quarters carefully and multi-cut in layers with a sharp rotary cutter.

Supplies:

BSS,
Mat & ruler; optional Ominigrd 96 or 96L.
Triangle tool.
Pattern has template designs you can make instead of Ominigrd rulers.

Hardin County Extension Office
201 Peterson Drive
Elizabethtown, KY 42701



Stitchers Quilt Guild



September Meeting Highlights

Demo & Discussion—Sandwiching
Techniques

Featured Stitcher: Joleen Filler

AQS Book Order Forms Distributed

Upcoming Meeting Highlights

Demo & Discussion-Binding Techniques

Featured Stitcher-Brenda Dennis

AQS Book Order Collected

Fat Quarter Exchange: Winter

Holiday Quilt Showcase

Fundraiser Raffle

UfO Night November 17th